

# FEBRUARY 2012

## THE QUILTERS QUILT

Board Meeting February 2, 2012, 9:30 AM  
Business Meeting February 9, 2012 10:00 AM  
Visit us at: [www.twinriversquiltersguild.com](http://www.twinriversquiltersguild.com)



### From the President

Happy Valentines Day!

Hope everyone had as good time at the Winter Retreat as I did. As usual Ruth Powers and Sue Kleeman did an excellent job. Thank you both.

The quilt Show is coming along nicely. Claudia Hughs has the raffle quilt under control and we have two members, Joyce Weller and Pat Donnelly who are in charge of quilts for sale. Many thanks to both.

As some of you know, Frances Conner is having some medical problems and has to give up as chairwoman for lap robes. we wish the best for Frances and will remember her in our prayers. Gail Schiller has volunteered to take her place and I am sure she will do an excellent job.

Thank you all for all your support.

Penny Finney

#### OFFICERS FOR 2012

**President**– Penny Finney - 637-2611

**V/P-Programs**- Marty Dzioba, 638-8769

**Secretary**- Rosemary Trabucchi, 637-9473

**Treasurer**– Alvina Diello - 638-8961& Patty Zach, 638-8724

**AQS Books**-Helen Williams, 637-4974

**Coastal Women's Shelter** –  
Betty Williams (314) 604-4388  
Chantal Huestis 626-0302

**Historian**- Lynn Peck-Collins, 637-3788

**Lap Robes**- Gail Schiller, 637-9656

**Ronald McDonald Quilts**-Dean Stevens, 633-5936

**Home of the brave** – Mary Beth Seidenfield, 633-1177

**Sunshine**- Ruth Powers

**Block of the month** -Celia Von Osen, 571-5349,  
Ed Dzioba, 638-8769

**Librarian**– Betty Lou Krasenics 633-1877

**Membership**- Diana Rezab, 636-5919

**Newsletter Editor & Newsletter Mailings**  
Sandy Smith - 619-647-5515  
imsimpysandy@yahoo.com

**Fall Retreat** – Bev Nicholson, 637-9343

**Winter Retreat** – Ruth Powers, 634-9470  
Sue Kleeman, 634-9055

**Hospitality** - Linda Tobacco, 633-1254

**Website** – Karen Dodd, 515-2953  
Laurene Gaskins,637-5823

**Library Display**- Lilly Lucier - 244-1988

**Day of Sharing** - Chantal Huestis, Ed Dzioba

### Reminder

All members must wear their official TRQG name tags to every meeting and activity or pay the price...\$0.50 to the kitty. It is for safety reasons required by the church. The church personnel do not recognize any other name tags!



## Vice President

**How're the New Year resolutions coming? Hope you're enjoying all the quilting.**

**Mystery Quilt:** The mystery quilt is up and running. The next part is here in the newsletter. Can't wait to see all the quilts. If you have questions, be sure to ask Nancy Degen because it's her mystery and she has all the solutions. She's at 249-1179 or [nancydegen@gmail.com](mailto:nancydegen@gmail.com).

**Jackie Hemeon Workshops: Thursday and Friday February 16, and 17:** There may still be room--- these workshops are handwork and just right for this time of year. The Bear Penny Rug is TRQG's bear features a New Bern black bear! The Bear workshop is on Thursday from 9-12 and 1-4. The kit, which includes the wool, floss, needle and button for the bear's eye is \$22. The supply lists are included here. The Chick Wool mat is smaller than the bear rug and as cute as can be with yellow chicks and flowers and scalloped edges. The kit cost is \$10 and includes the wool, floss, needle and beads for the chick's eyes.

**Rope Pottery Workshop:** The rope pottery workshop was a great success! I know people are enjoying in the technique. If you missed it, let Sandy know if you'd like to learn and perhaps we can do it again. She can be reached at 619-647-5515 or at [imsimplysandy@yahoo.com](mailto:imsimplysandy@yahoo.com).

**Triangle Surprise:** There's a new project waiting in the wings! Some of you may know Edyta Sitar's work---look her up at [landrybasketquilts.com](http://landrybasketquilts.com). The new project will be revealed at the March business meeting.

**Growth Chart:** The chart is soooo cute. Contact Gail if you need to know more.

**2012 NC Quilt Symposium:** Don't forget the NC Quilt Symposium being held at Western Carolina University from June 7 to June 10. Classes begin on Friday. Information about the Symposium is at stitch 'n chat. We also have a DVD with great information and pictures. Details can be found at [www.smokymtnquilters.com](http://www.smokymtnquilters.com).

**Charity Workshops:** Once again, the third Thursday of each month will be dedicated to charity quilts and projects. Kay Amsler has graciously agreed to co-ordinate a schedule of one-time workshops. If you have a block or idea to share, be sure to contact her and sign up.

### **Wool Workshop Supply Lists:**

#### **Bear Wool Penny Rug – February 16, 2012**

Bear Wool Penny Rug Kit - \$22.00, Includes wool, floss, embroidery needle and button for eye

Supplies to bring for workshop:

Freezer paper, Paper scissors, Fabric scissors, Embroidery scissors, Fine point Sharpie, Fine straight pins, Fabric glue stick

#### **Buttermilk Basin Chick Wool Mat Workshop – February 17, 2012**

Buttermilk Basin Chick Wool Mat Kit - \$12.00, Includes wool, floss, embroidery needle and bead for chick eyes

Supplies to bring for workshop:

Freezer paper, Paper scissors, Fabric scissors, Embroidery scissors, Fine point Sharpie, Fine straight pins, Fabric glue stick

**General Information:**

All scheduled workshops will begin at 9:00 am. Going forward, there will be a sign up sheet for any scheduled workshop, whether professional or by a guild member. This should make the workshops go more smoothly. Thanks!

Martha A. Dzioba

**AQS**

The guild has purchased New York Beauty books. If you are interested in buying one call me or see me at stitch n chat.

Helen Williams -

**CWS**

Thank you for the Angel Fund monetary donations and the many items donated to the Coastal Women's Shelter for the month of February. We collected \$107. As of February 9, the Angel Fund has a total of \$229 in the treasury for 2012. The shelter was very grateful for the many items the guild donated. The representative was especially excited about the washing detergent. It can be assumed that it came right on time. ☺

For March, please bring any of the following items:

Cereal, Granola, Oatmeal

Granola bars; Fruit bars

Snacks for support groups

Coffee, Tea and Creamer

On March 3, the CWS will open a new thrift store called Helping Hands Boutique.

**Background information for new members:** The CWS is one of the charitable organizations adopted by the Twin Rivers Quilters Guild. Nonperishable items and/or supplies are collected for the safe house each month at our general business meeting. After the meeting, the items are delivered to the CWS office. In addition, we collect money at each business meeting for the Angel Fund, which is deposited in the guild's bank account. In December, the money collected is used to buy gifts (clothing, toys, etc.) for a needy family selected by the CWS. The gifts are wrapped and taken to CWS.

God bless you,

Betty Williams & Chantal Huestis

**HISTORIAN:**

TRQG members that have photos of Guild activities they would like to share, please send them to Lynn Peck-Collins, Historian. If you have a batch of them, the Guild will provide a blank CD, and a postage paid return envelope for your convenience! Just call, [637-3788](tel:637-3788), or email [lpcollins@embarqmail.com](mailto:lpcollins@embarqmail.com) Lynn and request a CD. All photos for the website should be sent to Lynn too. Thank you!

Lynn Peck-Collins

1331 Pine Valley Dr

New Bern, NC 28562-2904

## **LAP ROBES**

I am taking over this endeavor from Frances Connor. In order to recognize all those that make Lap Robes or Fidget Quilts, please put your name on the back of the quilt. I have labels. If you need them please e-mail me or call. Thanks loads. Gail Schiller

### **Lap Robes for February**

Gail Schiller 1  
Mary O'Neill 1  
Mary Beth Seidenfield 1  
Frances Connor 1  
Ceil Von Oesen 1

## **RONALD MCDONALD QUILTS**

Kay Amsler 4 Quilts  
Thank you, to those of you that have made a Quilt this year.  
Dean Stevens

## **SUNSHINE REPORT**

Cards sent to Kay Amend, Juanita Willard, Pat Zach, Laurene Gaskins, Lydia Moore, Frances Conner, Bunny Igoe.

If you know of anyone who needs a card or note, please contact me. My number and e-mail are in the guild directory.  
Ruth Powers

## **BLOCK OF THE MONTH**

The winners of the "Lone Star" BOM were Gerri Olvaney and Betty Williams. The block for March will be "Nine Patch Heart".  
If you have any questions please call Celia Von Oesen or Ed Dzioba

**HOME OF THE BRAVE** We fortunately mailed no quilts in January. However, we will continue to keep up on making blocks and quilts for future months. I passed out copies of the instructions at the business meeting and will have more next month.

Some members have block kits that I made up and passed out that have gotten lost somewhere in their quilting rooms. Please finish them when you find them or bring them back for someone else to work on. There are also some completed blocks that were taken home to make a quilt top. I know that sometimes there just isn't as much time available to get things done.

Thank you everyone for all your support.

Mary Beth Seidenfield

## **RAFFLE QUILT**

Thank you so much .... We now have volunteers up through March to cover events displaying and selling tickets for our raffle quilt. If you would like to volunteer please contact Claudia Hughes.

## MEMBERSHIP

### 2012 Directory

The 2012 Directory was handed out at the business meeting Thursday. If you did not pick up your directory you can pick it up anytime you are at the church. They are in a plastic box in the guild's large cabinet in our library room. Also, if there needs to be a correction, please let me know and I will put it in our newsletter for the membership to make the change.

**( if your email change is not forwarded to me then you will miss out on any workshop activities, class info, updates, etc. through guild emails) Any changes to your phone/address/email, please contact membership at dianarezab@suddenlink.net)**

Please make a note of the changes/additions below and add to your **2012 Directory**. There are two pages titled **Notes** in the back of the book if you would like to use it for those changes.

#### **Please make these corrections to the 2012 Directory:**

Linda Re - email should read – LSRE@suddenlink.net

Cathy Cox - phone number is 252-876-5300

Elaine Varley - email should read, ervarley@embarqmail.com

**February Guests:** Eleanor Mastronardo, Jackie Hem , Judy Stewart and Carole Koi

#### **New Members:**

Judy Stewart, 134 Walden Rd, NB, NC 28562, 252-288-5192, judithstewart@yahoo.com. Judy and her husband Jim are snowbirds from Tucson and Wyoming. They are moving to NB to be near family. Judy has been a quilter for over 8 yrs. and also enjoys lapidary work, metalsmithing, reading and time with family & friends. Judy and Jim plan on spending winters in NB and summers in the mountains of Wyoming. Judy was introduced to the guild by Marcy Riordan.

Eleanor Mastronardo, 106 Jordan Dr., NB, 28562, 252-638-4356, mastro7@embarqmail.com. Eleanor and her husband Pat moved from NY almost 18yrs. ago. She has always enjoyed sewing but did not get into quilting until last year. She enjoys other needle arts as well and considers herself a beginner. She has always sewn for her 10 grandchildren. Eleanor was introduced to the guild by her neighbor Lydia Moore.



Welcome Ladies!

**A Name Tag Reminder** – We have had quite a few new members this year so the wearing of the official guild's name tag to every meeting, activity & workshop needs to be revisited. A name tag kit is given to each new member in their Membership Packet. The church requires the wearing of the TRQG name tag as a matter of security for their day school program. A small fine will be incurred if you do not wear the TRQG name tag to the weekly meetings/workshops and Stitch n Chat?

Membership Chair

Diana Rezab

#### **SPRING RETREAT**

Spring Retreat will be held March 26-30, 2012, contact Rosemary Trabucchi [rtrabucchi@hotmail.com](mailto:rtrabucchi@hotmail.com) or 252 637 9473.

Thanks, Rosemary

## HAPPY BIRTHDAY WISHES

Birthdays for March:

We have some very special people in our quilt guild here are the people who are having birthdays in March.

Bunny Igoe, Karen Dodd, Adah Walker, Juanita Willard, Judy Stewart, Vonceal Kubler, Marge Teklits, Joyce Weller, Ruth Powers, Diane Stevenson, Chris Babich, Janice Nichols, Phyllis Prideaux, Joan Fiala, Pat Kruger, Rolayne Schwendy Be so kind as to wish these special ladies a happy day with lots of joy, and please remember Margaret Fisher.

--

Barbarajean

## CHARITY SEW DAY - 3rd Thursday of February

The next block to be demonstrated will be the "wonky pound sign" or I prefer wonky tic tac toe -

Materials needed: 12" block of background fabric, and a fat quarter to cut 1.5" strips for each block, or one with of fabric cut - 1.5" cut.

Naomi D. (see [craftsy.com](http://craftsy.com))

## 2012 MYSTERY QUILT

For Part 1 of 3 (rewritten) and Part 2 of 3 instructions see last 2 pages of newsletter.

## CHALLENGE FOR 2012 - NEW QUILT SQUARE

1. No computers, magazines, or books to be used.
2. One 12" square piece of paper and one 4" circle is the only tools to be used - fold 12" square and 4" circle to form pattern. Then use lines you want to form pattern.
3. Use ruler to define these lines with pencil or pen.
4. Number each piece of pattern - do not have to use circle, this is an added tool.
5. Don't cut the square or circle - this is your master pattern. Must be turned in with finished square.
6. Colors are your choice except for white (stark) and black. Neither of these are to be used.
7. Each member can enter one square.
8. Judging has not been decided on but squares become property of guild to use as they decide - pattern will be returned to owner.
9. I have some 12" square paper I will share with you.
10. Finish square must be 12.5" - no 12" or 13" please.
11. No embellishments, applied Embroidery - etc.

Any questions call - Dorothy Gibson - 514-0023

## QUILT SHOW - 2012

**QUILT SHOW:** 256 Days to *Bee by the River!*

What you can be doing to help with the show right now:

1. Finish all those Beautiful Quilts!
2. Collect donation items for Twice Around Treasures – notions, fabric, UFO's, craft supplies, ribbon, buttons, bangles, beads, wool, etc. **All magazines and books:** please hold these items and deliver to the Convention Center on set-up Day. Sue Kleeman will take everything else as you bring it to her.

3. Make items for the Guild Boutique. Penney Finney is collecting these goods. Watch for upcoming workshops to make Boutique Inventory.
4. Collect thread for the Thread Jar Raffle. This raffle replaces previous years Fat Quarters Raffle. We need NEW, unopened spools of any type thread of good quality. Cotton, poly, rayon, silk, piecing, bobbin, quilting or decorative, large and small spools. These go to Barbarajean O'Flanagan.
5. Sell raffle tickets for the Raffle Quilt!! Get your tickets from Naomi Durkee.
6. Tell all your friends to ***Bee by the River!*** Oct 26-27 9:00 to 5:00!!  
Lynn Peck-Collins

### **THREAD RAFFEL FOR QUILT SHOW:**

My cauldron over flows . Thank you ladies 137 spools. I am not keeping track of who is donating because most of the baggies are unmarked. So you know who you are and thank you for your generous spirit.  
Barbarajean

### **TWICE AROUND TREASURES**

It's that time again - time to clean out the sewing area and giving extras to the TAT booth. Best selling items include: 100% cotton fabric (yardage and large scraps), fat quarters, quilt tops, UFO's, mats, patterns, rulers, rotary cutters, scissors, kits, button, yarn, knitting and crochet supplies, 100% wool fabric (to be felted), hoops, ribbons, laces, craft supplies and all notions.

Books and magazines sell well, but should be brought to the show on Thursday afternoon or early Friday morning. We also need large plastic bags, paper bags and large zippered bags (linens).

I appreciate donations in boxes that can be used for storage. I will be at the meetings on second Thursdays and the fourth Thursday of each month.

Thank you,  
Sue Kleeman (aka Second Hand Rose)

### **WEB SITE UPDATE**

A very big thank you to Karen Dodd, without whom you would have no website. Karen and I spent almost three hours on Thursday afternoon, tweeking, then solving problems on the website. It will continue to be a work in progress for a while. If you submit something for an update, it might be a week or so before it's done. I'm still learning. You can now see the website at [twinriversquiltersguild.com](http://twinriversquiltersguild.com)

Your February newsletter will appear on the website, but it will also be sent by e-mail until I learn how to get it on the website. I appreciate your patience.  
Ruth Powers (and Karen Dodd and Laurene Gaskins)

### **FYI**

Here is the link for "The Quilt Show" free motion quilting lessons that was mentioned at the guild's business meeting on Thursday.

[http://www.thequiltshow.com/os/lessons.php/classes\\_id/1005/teacher/patsern](http://www.thequiltshow.com/os/lessons.php/classes_id/1005/teacher/patsern)

## QUILT SHOWS, FESTIVALS AND EVENTS:

### TRQG 2012 Calendar

February 16	9:30	Charity Quilts	
February 16&17	9:00 am	Wool appliqué class	Jackie Heoneon
February 23	9:30 am	Stitch and Chat	
March 1	9:30 am	Stitch and Chat	
March 8	10:00 am	Business Meeting	
March 15	9:30 am	Charity Quilts	
March 22	9:30 am	Stitch and Chat	
March 29	9:30 am	Stitch and Chat	
April 5	9:30 am	Stitch and Chat	
April 12	10:00 am	Business Meeting	
April 19	9:30 am	Charity Quilts	
April 26	9:30 am	Stitch and Chat	
May 3	9:30 am	Stitch and Chat	
May 10	10:00 am	Business Meeting	

Jan 20 - Apr 3 - Quilts of the Appalachian East at the National Quilt Museum Paducah Kentucky - and our own Laurie Mayo will have a quilt hanging in this exhibit!

Feb 23 - 26 - Mid-Atlantic Quilt Show in Hampton VA.

Mar 8 - 10 Atlanta GA Original Sewing & Quilt Expo [www.sewingexpo.com](http://www.sewingexpo.com)

Mar 16 - 18 2012, Forsyth Piecers & Quilters Guild present The Art of Comfort Quilt Show, Clemmons NC 27012 [quilt@forsythquilters.org](mailto:quilt@forsythquilters.org)

Mar 23 - 24 Tyler TX Quilt Show, for more info [sewbusy@wildblue.net](mailto:sewbusy@wildblue.net)

April 28 - Quilt In A Day Demo with Patricia Knoechel.

April 20 - 21 Greenville Quilt Festival [www.greenvillencquiltersguild.com](http://www.greenvillencquiltersguild.com)

May 18 - 19 Morehead City 30th Quilt Show [www.crystalcoastquiltersguild.org](http://www.crystalcoastquiltersguild.org)

May 18 - 20 Greensboro Show [www.gatecityquiltguild.com](http://www.gatecityquiltguild.com)

May 27, New River Banks Party. Waterfront Park Jacksonville NC

June 7 - 10 NC Quilt Symposium - Western Carolina University [smokymtnquilters.org](http://smokymtnquilters.org)

June 22 - 23 QBTS 30th Annual Quilt Show

July 19 - 21 Quilters Hall of Fame, Marion IN, [www.quiltershalloffame.com](http://www.quiltershalloffame.com)

21 July Eleanor Burns Induction in the the Quilters Hall of Fame Marion IN.

Oct 5 - 7 - Region 8 Quilts of Valor weekend retreat in Toccoa, GA. QOVF website under Region 8 has more information

Oct 20 - Crystal Coast Day of Sharing

Oct 26 & 27, Bee by the River, Twin Rivers Quilt Show at the New Bern NC Riverfront Convention Center for more info 252-637-9473

2012 CQG Quilt Show Co-chair

Show Name: Reach Out!

The Charlotte Quilters' Guild 2012 Quilt Show

Dates: March 9 - 10, 2012

Hours: 9 am - 5 pm

Venue: Metrolina Tradeshow Expo

7100 Statesville Road

Charlotte, NC 28269

Admission: \$6.00 (a \$1.00 off coupon available at our show website)

Contact info: email; [quiltshow@charlottequiltersguild.org](mailto:quiltshow@charlottequiltersguild.org)

website; [www.charlottequiltersguild.org/quiltshows.html](http://www.charlottequiltersguild.org/quiltshows.html)

additional info: 200 quilts - 45 Vendor Spaces - Silent Auction - Guild Boutique - Raffle Prizes - Special Exhibits - Daily Demos - Lunch and Snack Concession. All of this covering a 20,000 sq. foot venue with easy access from I-85 and I-77 and with plenty of free parking for individuals and buses. Join us for a day of inspiration, creativity, shopping and FUN!

**2012 MYSTERY QUILT INSTRUCTIONS – SEE ATTACHED**

## PART 1 OF 3

### Fabric requirements:

Use small prints or batiks. Should be significant contrast between Fabric A and Fabric B. Fabric C is the background.

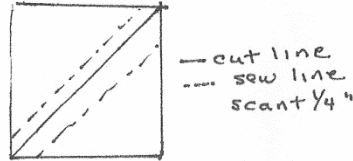
Fabric A = DARK 4 yards

Fabric B = Medium 1 ½ yards

Fabric C = Light

### Half Square Triangles are used in this quilt.

Place 2 pieces of fabric of the same size (4" x 4"), right sides together.



Mark your cut line and sew a scant ¼ inch on both sides. Cut, then press half square triangles, squaring each to 3 ½ x 3 ½ squares.

### Cutting Instructions

Will be making 72 units from following fabric. Save leftover squares for use in Part 2.

Fabric A:

- (8) strips 3 ½" wide across WOF, Then cut strips into 3 ½ x 3 ½ squares. 72 squares required.
- (8) strips 4" wide across WOF, Then cut strips into 4" squares. 72 squares required.

Fabric B:

- (8) strips 4" wide across WOF, Then cut into 4" squares. 72 squares required.

Fabric C:

- (8) strips 4" wide across WOF, Then cut into 4" squares. 72 squares required

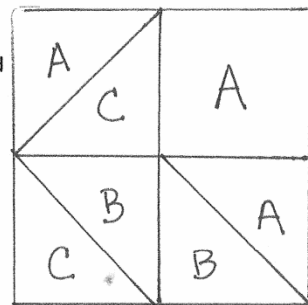
### Block 1 instructions

Half Square Triangles: Draw a diagonal line on the back of all 4x4 inch Fabric A squares and on 36 of the Fabric B squares. Match 36 squares Fabrics A and B. Match 36 squares of Fabrics A and C. Match 36 squares of Fabric B and C. Sew Half square triangles, cut on line, press and square to 3 ½ x 3 ½.

Make 72 Block 1 units per diagram below, pressing A/C and A unit toward A unit and pressing C/B and B/A unit toward C/B.

Place all completed Block 1 units in a plastic bag for use in Part 3.

*If you have any questions, call Nancy Degen (732) 267-7070 (cell)*



## PART 2 OF 3

Follow Half Square Triangle instructions from Part 1 for 4' squares of Fabric A and Fabric C.

### Cutting Instructions

Will be making 68 units.

Fabric A:

- (6) strips  $6\frac{1}{2}$ " wide across WOF, Then cut into  $3\frac{1}{2}$ " X  $6\frac{1}{2}$ " units. 68 units required.
- (3-4) strips 4" wide across WOF, Then cut into 4" squares. Require 34 squares for use in half square triangles. Check leftovers from Part 1

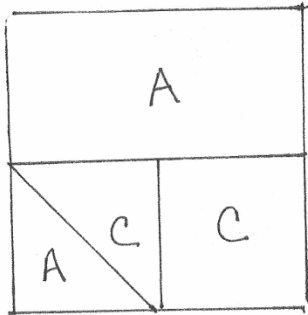
Fabric C:

- (3-4) strips 4" wide across WOF, Then cut into 4" squares. Require 34 squares for use in half square triangles. Check leftovers from Part 1.
- (6) strips  $3\frac{1}{2}$ " wide across WOF, Then cut into  $3\frac{1}{2}$ " squares. Require 68 squares.

### Block 2 instructions:

Draw a diagonal on each of the Fabric C 4" squares. Match 34 units of Fabric A and Fabric C. Follow Half Square Triangle instructions resulting in 68 units. Square to  $3\frac{1}{2}$ " x  $3\frac{1}{2}$ ".

Make 68 Block 2 units per diagram below.



*If you have any questions, call Nancy Degen (732) 267-7070 (cell)*