

# Quilters' will



August 2025

[www.twinriversquiltersguild.com](http://www.twinriversquiltersguild.com)

**News of the Twin Rivers Quilter's Guild**  
**New Bern, North Carolina**



## From the President

AUGUST! Can you believe it?! The summer is moving very quickly and the "ber" months are just a few weeks away. A lot of members have been away vacationing and visiting relatives and we've missed you all.

It was wonderful to see the faces of 67 members, 3 guests and 1 new member at our meeting Thursday. It was a chatty social hour before the meeting started. Plenty of catching up with each other and signing up for classes along with turning in donation quilts and our blocks of the month. Business was attended to and highlighted by many, many, many show & tell and UFO quilts. You have been busy! Lots of oooo's and aahhhhs were heard.

There are many things coming up to look forward to which you will read about in this issue. Classes, Day of Sharing, retreats, luncheons, raffle quilts, challenges and quilt shows... Remember, getting involved will always enhance your membership. So much fun to be had!

I personally had a great summer, seeing friends and traveling with family. I didn't get much sewing done but I have a significant amount of projects lined up waiting for me now that I'm looking forward to working on. I also look forward to seeing and hearing about yours.

I hope you enjoy the rest of the month and as the song says... "See you in September..."

Hugs and Stitches,

Fran

## 2025 OFFICERS & COMMITTEE CHAIRS

President: Fran Rice

Vice President/Programs: Laure Manette

Treasurer: Evelyn Bernhardt

Secretary: Chris Youngs

Block of the Month: Lilly Lucier & Susan Faith

Community Quilts:

- Children—Lorraine Wocel
- Military — Mary Daugherty/Jackie Harrison
- My Sister's House — Pat Kruger
- Nursing Home — Nancy Houyoux

Community Relief Fund: Executive Committee

- Coastal Center for Hope & Healing — Nancy Hausman

Community Service: Mary Quay

Day of Sharing: Laure Manette

Door Monitoring: Sandra Egolf

Duffy Exhibit: Lu Anne Tridico

Library: Claudia Moran/Gail Dorman

Membership & Member Spotlight: Janet Olsen

Member Outreach: Becky Barnes

New Member Mentoring & New Member Tea:  
Carolyn Hansen

Newsletter: Paula Gramley

Quilt Raffle Ticket Sales: Mary Daugherty

Quilt Show: Janet Olsen

Sunshine: Kay Amend/Evelyn Bernhardt

Website/Facebook — Fran Rice

2025 Winter Retreat: Sue Kleeman/Ed Dzioba

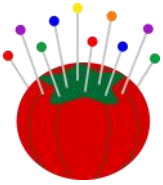
2025 Spring Retreat: Kathy Farrar/Sandy  
Drechsler

2025 Fall Retreat: Sandy Smith/Katherine Haleen

## There's lots of information in this issue...

- Program News, pages 2-3
- New Members, page 3
- Community Sewing Dates, page 4
- Important Information on the Duffy Exhibit, page 5
- New Quilts of Valor Group, page 6
- Fall Retreat, page 10





## **LOTS of Program News from the Vice President**

It was great seeing everyone at our meeting. Welcome to all our new members. I hope you all enjoyed the summer break and are ready to have more fun. Lots of opportunities await.

**Aug. 28: Ruler Stitch and Chat** We will have a Ruler Stitch and Chat. Bring your favorite ruler and come ready to let everyone know why it's your favorite. We will also have a demonstration of the Corner Clipper Tool.

**Sept. 18: Pepper Cory's Curved Piecing Workshop** Pepper Cory will be here to lead this workshop. The kit for this class is \$30. This kit includes Pepper's book *Drunkard's Path*. If you already have the book, the kit will be \$17. You will need to bring the following supplies:

- Sewing machine in good operating condition
- A good quality neutral thread (grey, off-white, etc.) along with a bobbin.
- A black fine-point Sharpie pen.
- A white or yellow rolling chalk wheel (Chaco Liner from Clover).
- Sharp fabric scissors.
- Rotary cutter and a small cutting board.
- Straight pins, seam ripper, thread nipper or little scissors.
- Some colored pencils if you want to color in your graphs to keep your work straight.
- Bring fabrics you already have. Bring a variety of fabrics (dark, light, medium prints, checks, stripes and solids). Total yardage does not need to be over 3 yards but you can bring more. You may include pre-cuts like Layer Cakes but NOT Jelly Rolls.

**NOTE:** Try not to bring fabrics that are too matchy-matchy (all from the same line or designer).

**Sept. 20: Jacksonville Day of Sharing** Don't forget the Carolina Pine Needles Quilt Guild Day of Sharing on Sept. 20 at the Centerview Baptist Church Fellowship Hall, 1165 Piney Green Road, Jacksonville at 10:00 a.m. ***If you made a reservation with me but can no longer attend, let me know. Someone else might be able to go in your place.***

### **NEW! Blocks With Buddies Begins in October**

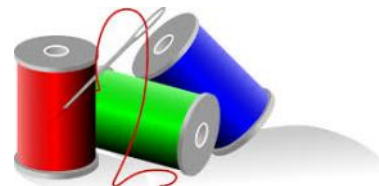
This is a round robin with a twist. You will end up with 12 blocks for a sampler quilt.

- Form a group of six. Each person in the group will pick four fabrics that they like. These will be the fabrics in their final quilt blocks.
- Every member of the group will select two blocks that they will make six times for the people in their group. For example, you might pick Ohio Star and Churn Dash. You will make each of those blocks a total of six times...once for your quilt out of the fabrics you selected and five times more for each of the five other buddies in your group, using the fabrics each of them selected for their quilt.
- Each block you make must contain all four fabrics.
- Each block must 12.5" (12 inches finished size).
- Start by making your two blocks using your fabric. Then put the fabric and the blocks in a box and pass it to the next buddy in line. Someone will also pass a box to you. You will then use the fabric chosen by that buddy to make the two blocks you selected.
- The blocks and fabrics will continue to be exchanged each month at our business meeting for six months. When finished, each person in the group will have 12 blocks made out of the fabric they chose in the beginning.
- The sign-up sheet was at the September meeting. Contact Laure if you did not sign up. ***The block exchange starts with our Oct. 9 meeting.***

### **Oct. 23: Quilted Jacket Workshop**

Rolayne Schwendy has agreed to teach us how to make a quilted jacket using a man's dress shirt as the base. The workshop will be held on Oct. 23 at the church. If you plan to attend the fall retreat, you would need to return to New Bern to take this class.

**SEE JACKET SUPPLY LIST ON THE NEXT PAGE**





## Please Welcome our Newest Members!

**Mary Grote** moved to New Bern permanently in August 2024 from Manassas, VA, where she lived for about 30 years. She

knits, crochets (only if she must) and has been sewing since she was a child. But – she has never quilted. Her granddaughter requested a Hello Kitty Quilt...so she is has joined the guild looking for help and guidance.

**Nancy Hauck** moved from Tega Cag, SC. She has been quilting for over 40 years! She enjoys making paper-pieced quilts with Judy Niemeyer patterns. She is self-taught and now uses You-Tube for instructions. She also enjoys smaller projects sch as table runners.

**Lani Pilgrim** moved from Lakeland, FL, in May 2024. She has been quilting since 2010. Quilting is her main hobby. She loves it and is not happy if she does not get to work on a project every day!

**Suzie Tibbetts** moved from Olympia, WA, in June of 2025. She has been a long-time member of the Quilt Makers of Olympia Guild. She was also a board member of a non-profit, Love Covers, serving as their secretary and social media manager. Love Covers


sought to bring sewing to the community.

**WELCOME TO ALL!**

— Janet Olsen



## PROGRAM NEWS (cont. from page 2)



### SUPPLY LIST FOR QUILTED JACKET WORKSHOP ON OCT. 23

You will need the following supplies:

- A man’s dress shirt, straight cut with no taper. It should overlap you in the front by 3-4 inches. Consider the color, stripe, or plaid carefully as it will be visible when putting the jacket on or off.
- A selection of strips 1.25” to 2” wide, either varied sizes or uniform.
- Enough batting of your choice to cover front, back and both sleeves, or no batting if you wish a light-weight jacket (but the puff from the batting makes it more attractive).
- Usual sewing supplies, machine, scissors, thread, pins, cutter, etc.

**Black and White Plus One Challenge:** It’s not too late to participate in this challenge. Just make a quilt, any size you want, using only black and white fabric and one other color of your choice. Bring your finished quilt to our January Business Meeting.

I am interested in seeing how many of you read the newsletter. If you have read the newsletter let me know by telling me “Fran owes me money” the next time you see me.

That’s all for now. Happy Quilting Everyone!



## 2026 DAY OF SHARING

The Day of Sharing is coming together nicely. It will be held on April 25, 2026. **The theme is “Quilting Through the Holidays.”** We will have 24 tables representing 12 holidays throughout the year. I have asked TRQG members to adopt a table and decorate it. Each table must contain a centerpiece, a quilted element and place settings and party favors for six people. This is a contest. Prizes will be awarded for 1st, 2nd and 3rd place best tables. **I have one more table representing Cinco de Mayo that needs to be adopted. Please consider helping.** I will post a list at the September business meeting of who has volunteered to do tables. Our guest speaker will be a member of the Quilt Alliance. The Quilt Alliance is an organization in Asheville, NC focusing on documenting the history of quilting. More information about the Quilt Alliance can be found on their website: [quiltalliance.org](http://quiltalliance.org).

— Laure Manette

## Community Sewing Dates

**Aug. 21: Walker bags for nursing home residents.** Some fabric has been donated and is already cut and ready to go! All we need is for you to come with your machines and standard sewing supplies!

**Sept. 25: Military Quilts for the Wounded Military.** This sewing day will be on Sept. 25 (falling on the fourth Thursday due to Pepper Cory's curved piecing class on Sept. 18). We will be making gurney-size quilts (40 x 60 inches) that we send to the USO hospital in Germany for our wounded military members.

**Bring assorted fabrics cut into 3.5 x 6.5-inch pieces;** red/white/blue is great, or other colors are okay, but the fabric should be appropriate for adults). Joan Fiala and I call this pattern the "Laura quilt" because Laura Miller shared the pattern with us, which looks like layered brickwork.



**Oct. 16: Food bags for the food distribution program** at Religious Community Services (RCS). You will need to bring half-yard cuts of fabric.

**Christmas Pillowcases Needed:** Please remember that we are still collecting Christmas Pillowcases that we will distribute to a nursing home.

**Questions? Contact Mary Quay** ([marypq@yahoo.com](mailto:marypq@yahoo.com) or 714-330-7638).

For all these projects, bring your sewing machine, fabric (unless otherwise stated) and basic sewing supplies (rotary cutter, rulers, mat, notions).



NATIONAL SEW A  
**Jelly Roll Day**

Jelly rolls are a great precut with so many possibilities. National Jelly Roll Day is coming September 20<sup>th</sup>, so join us from 10am-4pm for a fun day. We will make rope bowls and show you how easy it is to work with jelly rolls. There will also be special sales and door prizes! Please call or go on our website to register for this event.

**7076 Ramsey St./HWY 401  
Fayetteville, NC 28311  
(910) 630-3912  
Mon-Sat 9 am-5 pm  
<https://www.lovingstitches.net>**

Amazing bundles with machine purchases now till August 31<sup>st</sup>! Whether you sew, quilt, embroider or use a serger, we have a great gift for you! Multiple presser feet, rulers, luggage, embroidery hoops, and more depending on model. For those wanting to embroider, there is a box filled with thread and stabilizer to get you started. These bundles can exceed \$3,000 worth of accessories for free! So, you can get your new Bernina without having to spend more on important accessories you might end up needing. We always offer great free training and financing is available.



made to create **BERNINA**

## Duffy Exhibition Gallery 2026: New Theme

Our guild has been invited back again to participate in the Duffy Exhibition Gallery at the North Carolina History Center here in New Bern beginning on Jan. 24. Our guild is honored to put on a bi-annual exhibit of quilts for the community in this lovely gallery.

Since next year is our nation's 250th anniversary, the Gallery is trying to flavor their non-history programs with themes of patriotism. They would like to keep an Americana theme and have a section for **(1) patriotic quilts**, a section for **(2) quilts with American landmarks, monuments, places** and a section for **(3) traditional American quilt patterns**. They would also eliminate their regular rule about not repeating any quilts shown in previous years, because they have seen some wonderful patriotic quilts submitted in past years that could be shown again.

As soon as all dates and deadlines have been established entry forms will be posted on the guild website. Updates will be in newsletter and the guild's email. Thank you and HAPPY QUILTING!

—Lu Anne Tridico



## August

Julie Robertson	5
Brenda Parker	13
Alvina Diello	15
Cathy Cox	16
Nancy Hill	22
Karen Schoch	27
Lu Anne Tridico	29



## Block of the Month

June Dale was the winner of the red, white and blue churn dash star.

The new BOM is a simple four-patch block. The white fabric was supplied. Please point the white part of the triangles to the inside.

— Lilly Lucier

## New Quilts of Valor Group: Vet to Vet

I am excited to have the Quilt of Valor Group among us. I would not have had the courage to commit to join this QOV community without the strength I have witnessed from the members of Twin River Quilting Guild.

For those of you not familiar with this program: It was founded in 2003 by Catherine Robert. Her son was deployed to Iraq. She had a dream of a young man sitting in the dark on his bunk. He was surrounded by demons. Like watching a movie, her dream continued and she saw the young man wrapped in a quilt and the demons were gone; thus Quilts = Healing.

Our QOV group is called "Vet to Vet." I myself, along with my counterpart Marty Kaminski, are both vets and we are passionate about honoring and presenting our fellow service men and women with a quilt and official Quilt of Valor certificate. It is an emotional event that provides comfort and for many a "Welcome Home" that they may have been waiting for, for years.

I appreciate any support from the sisters and brothers whom are proud members of our guild. Please let me know if you have any questions.

-- Tori Smith

- The quilt sizes are recommended to be 60 x 80 inches. Minimum size is 55 x 60 inches and the maximum is 72 x 90 inches. (Please note these sizes are different than the 40 x 60 inch military quilts the guild makes for wounded service members.)
- Fabrics must be 100 percent cotton.
- Although patriotic colors are very popular, other colors may be used.
- Avoid juvenile, gender or branch specific fabrics, unless the recipient is known to you.
- Patterns and blocks can be of any design suitable for a patriotic theme.



TRQG members enjoyed the Patchwork Pouches Workshop on July 24, led by Susan Faith.



## Upcoming Raffle Quilt Ticket Sales

It is with great angst and trepidation that I accept the responsibility of ensuring our new raffle quilt is actually RAFFLED! You can be guaranteed a call or a visit or at least an e-mail from me to request your help! You can walk (because not many of us run these days!) but you can't hide!

Once the lovely makers have finished their beautiful quilt we will get tickets to you and ask you to help sell tickets! YOU ARE FOREWARNED!!!

—Mary Daugherty, Quilt Raffle Chair



For sale by Marty Dzioba

## Husqvarna Viking Designer II

Included are:

- C1, D2, E1, E2, L1 stitch cards
- Stitch regulator
- Embroidery module with hoops (new)
- Digitizing materials
- DVD instructions and manuals
- Insert for Sew-Ezi table
- All feet attachments, bobbins and more.

All are in working order. Accepting best offer.

Contact [marthadzioba@yahoo.com](mailto:marthadzioba@yahoo.com) or 252-638-8769.





### Children's Quilts

Some of our members kept their sewing machines humming during the high heat we experienced this summer. I received 30 quilts from the following: Karen Dodd 2, Julie Robertsen 1, Fran Rice 1, Jenny Nebe 10, Jan Penner 2, Paula Paganucci 2, Kay Amend 2, Mary Quay 1, June Dale 2, Mary Ann Coxson 1, Rolayne Schwendy 1, and Joan Fiala 5 very large quilts.

Please put a guild label with your name on each quilt. There were many without labels and I had trouble matching them up.

### Coastal Center for Hope and Healing



WOW! And WOW! Again. You ladies and gents are so gracious in your support, and the staff at the Center sends you their thanks and blessings. You are loved from the bottom of their hearts for all the backpacks and writing material that you donated. And your continued financial support assures that we will again be able to provide a wonderful Christmas for two deserving families. Remember to support their retail thrift store on Trent Road for special surprise purchases for yourself! Questions? Call me at 252-617-6041.  
— Nancy Hausman

### The Joys of Aging (the men in my life)

I have become quite a frivolous old gal. I'm seeing five gentlemen every day. As soon as I awake, Will Power helps me out of bed. When he leaves I go see John. Then Charley Horse comes along and when he is here, he takes a lot of my attention. When he leaves, Arthur Ritis shows up and stays the rest of the day. He doesn't like to stay in one place very long so he takes me from joint to joint. After such a busy day, I'm really tired and ready to go to bed with Ben Gay. What a day!

—Shared by Paula Paganucci

### Pet Pillows



The following members donated kitty and small-dog pillows, which were delivered to the Colonial Capital Humane Society: Sandra Egolf – 2 and Jackie Harrison – 3. Thanks to everyone who donated their scrap fabric for stuffing these pillows.

-- Jackie Harrison

### Military Quilts

Thank you! Thank you! Thank you for ALL the quilts that we received. I cannot thank you enough. They are all wonderful! Special Thanks to Geri Reid, Rae Gee, Claudia Moran, Susan Faith and Jenny Nebe. There may be one or two from Joan Fiala as well! Our servicemembers will well appreciate the warmth of our quilts.

-- Mary Daugherty & Jackie Harrison

### Nursing Home Quilts

In August, we received 20 nursing home quilts from the following people: Joan Fiala 6; Karen Dodd 1; Becky Barnes 2; Rae Gee 3; Jenny Nebe 1; Paula Paganucci 2; Kay Amend 1; Mary Quay 2; Rolayne Schwendy 1; Evelyn Bernhardt 1. We also receive walker bags: Becky Barnes 1 and Claudia Moran 2. Rolayne Schwendy made a delivery to Gardens of Pamlico.

—Report by Becky Barnes for Nancy Houyoux

## SPECIAL DEAL

## Bernina B 770 QE



Original price- \$ 8,600

Asking -\$4,500

Model # 770 60728065

SEW, EMBROIDER, QUILT

- \*10" to right of needle
- \*Bernina stitch regulator
- \*Stitches up to 9mm
- \*Dual feed (built in walking foot)
- \*Embroidery module with suitcase
- \*X-large suitcase

Purchased in 2016 . Lightly used in a pet free and smoke free home.  
Stitch count hours-111, Stitches- 180,344

Serious inquiries only. Cash/Certified check NO SCAMMERS!

Contact Paula Paganucci. - member of Twin Rivers Quilt Guild  
Text only 215-429-1421  
pypaganucci@gmail.com



## Important Fall Retreat Information: Oct. 19-24

If you signed up for fall retreat make sure you have made your room reservations at the Islander Hotel ASAP. It's your responsibility to get your room accommodations for the week.

**Carol's Retirement Surprise Luncheon: Tuesday Oct. 21 @ lunch time.** For those of you who are *not* attending the retreat and want to join us it will cost \$5. If you are attending the retreat, the cost of the luncheon was included in your registration. See the photo (right) of the lovely quilt we made for Carol.

### Fat quarter swap. With a twist.

To participate, you will need three things:

1. Four coordinating fat quarters
2. One dollar
3. A bag to hide your four fat quarters in.

The twist is we will **vote with our \$1 for the most creatively decorated bag**. The winner gets the all the money and has first choice of the FQ swap. Additional terms will be presented at the retreat.

### New this Fall: Yard Sale

We are having a one-day yard sale. Who doesn't love a yard sale!!!

This is an opportunity for you to de-stash your stash.

For one day, from morning till about an hour before dinner, we'll have some tables cleared for you too offer up quilting items for sale.

This is not meant to replace the giveaway table. This is for items you'd like to pass on to others for a little cash to reinvest into the quilting industry either at the yard sale or the quilting shops around town, or



the ice cream shop down the street.

So start looking through your stuff. If you want to participate, you're responsible for all your items (bringing in, setting up, pricing and labeling with your name, and most importantly handling of the sale and monies exchanged as well as clean-up of your items). We will simply be offering the tables and the idea, everything else you are responsible for.

If you don't want to participate, that's fine, but you might wanna bring cash cause you might like to shop the sale.

### Pajama Day

**Save your best Pj's for pajama day.** Although every day might be good for pajama day at retreat, we are designating one specific day as pajama day. We might even have a game with the prize for those who participate.

### Fat Quarter Game

Lastly, we are doing a **"left-right" pass the "fat quarter" game**. This will be completely separate from our FQ swap. Everyone please bring one fat quarter in your favorite "color" to participate in this game. It'll be fun and we might even have a little extra prize so you're gonna wanna be sure to play.

*We can't wait*

**We're gonna have good food, good friends, good fun, and of course, some time to quilt.**

Carolina Pine Needle Quilting Guild presents  
"Woodland Creatures" – A Day of Sharing  
You're invited to join us!

**Date:** Saturday, September 20, 2025 – 10am to 2pm (Doors open at (9:30am).

**Location:** Centerview Baptist Church Fellowship Hall  
1165 Piney Green Road, Jacksonville, NC

**Cost:** \$15 per person ( Lunch will be provided)

We invite you to join your fellow quilters to hear a program, enjoy lunch, participate and vote on a challenge project and participate in Show & Tell! Tickets are \$15 per person. Please forward your payment and sign-up form by August 15, 2025. Space is limited. We will have raffle baskets and door prizes!

### The Program:

The art of thread painting and free motion quilting by Carolyn Tabrini. Thread painting, or free motion machine embroidery, is a unique way of embellishing your quilts or creating one of a kind works of art by "painting" the images using thread. Fabric is your canvas and thread is your paint. You are only limited to your imagination as to what images you can 'paint' on your fabric. There will be a trunk show and examples of this unique technique to add to your toolbox!

### Other Events:

**Special Challenge:** All attendees are invited to participate in our Woodland Creatures challenge. Winners will be determined by Viewer's Choice.

**Rules for Entry:** Item must be homemade and only one entry per person per category. There will be one winner in each category:

- A finished stuffed creature no larger than 15 inches tall.
- Finished table runner no larger than 20" x 40."

### Class



**Class (Extra Fee):** Basic Thread Painting and free motion class- tree of life or your choice. At Centerview Baptist on 19 September from 9:00 am to 1:00 pm with doors opening at 8:30 am. The class is \$50 cash or check with kit provided. Please pay to reserve your seat! Sorry but there will be no refunds. Sign up by replying to this email or contact Jane. See attached flyer for more information.

### Show & Tell:

These items will be brought in from all invited attendees who wish to show 1 of their completed projects to share with everyone.

**Raffle Quilts:** If your Guild has a raffle quilt you wish to bring and sell tickets for, please indicate on the return reservation form.

**Handouts:** If you, your Guild, or local merchants have handout materials (including business cards) you wish to share, we will have a table for set aside for these. We are planning for 110 quilters.



We Look Forward to Seeing You!



# Oodles and oodles of Show & Tell and UFOs!













## Twin Rivers Quilter's Guild

Regular meetings are held at Tabernacle Baptist Church, 616 Broad Street in New Bern.

**Monthly Board Meetings begin at 9:30 a.m.** on designated dates for all officers and committee chairs (meeting is open to all members). The door is open at 9.

**Monthly Business Meetings begin at 10 a.m.** on designated dates (open to all members and visitors); the door is open at 9. We recommend you arrive no later than 9:30 to sign up for events, turn in donations, etc.

- Annual Dues: \$30
- Member-led demonstrations and workshops: Free, open for members
- Professional Teacher Workshops: \$10 for half-day; \$20 for full day (nonrefundable, due at sign up), open for members



**REMINDER:** The official TRQG nametag must be worn to all meetings at Tabernacle Baptist Church to maintain building security for the church's preschool and other programs. Members should enter through our designated door, where a door monitor will let you in. **The doors will be monitored:**

- 9-10 a.m. on Business Meeting Thursdays
- 9-9:30 a.m. on other Thursday meeting dates
- If you arrive late you will need to call a friend already at the meeting or Sandra Egolf to get someone to open the door.

# September

# October

### Additional Dates

- Aug. 21—Community Sew, walker bags
- Sept. 18— Pepper Cory Class: Curved Piecing
- Sept. 20—Day of Sharing, Jacksonville
- Oct. 19-24—Fall Retreat
- Nov. 13—Presentation by quilter Lynn Christiansen: Ugly Fabric
- Dec. 10—Holiday Luncheon
- Jan. 24, 2026—Duffy Exhibit Opens
- April 25, 2026 — TRQG Day of Sharing

Janet Olsen wants you to know that it's only about 600 days until our 2027 quilt show!

SUN	MON	TUES	WED	THURS	FRI	SAT
Aug. 17	Aug. 18	Aug. 19	Aug. 20	Aug. 21 9:30 Stitch & Chat 9:30 Community Sew, Walker Bags	Aug. 22	Aug. 23
Aug. 24	Aug. 25	Aug. 26	Aug. 27	Aug. 28 9:30 Stitch & Chat: Favorite Rulers	Aug. 29	Aug. 30
Aug. 31	Sept. 1 	Sept. 2	Sept. 3	Sept. 4 9:30 Board Mtg 9:30 Stitch & Chat	Sept. 5	Sept. 6
Sept. 7	Sept. 8	Sept. 9	Sept. 10	Sept. 11 10:00 Business Mtg	Sept. 12	Sept. 13
Sept. 14	Sept. 15	Sept. 16	Sept. 17	Sept. 18 Curved Piecing Class w/ Pepper Cory 9:30 Stitch & Chat	Sept. 19	Sept. 20 DAY OF SHARING in Jacksonville
Sept. 21	Sept. 22	Sept. 23	Sept. 24	Sept. 25 9:30 Community Sew, Military Quilts 9:30 Stitch & Chat	Sept. 26	Sept. 27
Sept. 28	Sept. 29	Sept. 30	Oct. 1	Oct. 2 9:30 Board Mtg 9:30 Stitch & Chat	Oct. 3	Oct. 4
Oct. 5	Oct. 6	Oct. 7	Oct. 8	Oct. 9 10:00 Business Meeting	Oct. 10	Oct. 11
Oct. 12	Oct. 13	Oct. 14	Oct. 15	Oct. 16 9:30 Community Sew, Food Bags 9:30 Stitch & Chat	Oct. 17	Oct. 18
Oct. 19	Oct. 20	Oct. 21	Oct. 22	Oct. 23 9:30 Quilted Jacket Workshop 9:30 Stitch & Chat	Oct. 24	Oct. 25
<b>FALL RETREAT</b>						
Oct. 26	Oct. 27	Oct. 28	Oct. 29	Oct. 30 9:30 Stitch & Chat	Oct. 31 	Nov. 1