



April 2021

www.twinriversquiltersguild.com

News of the Twin Rivers Quilter's Guild

New Bern, North Carolina



From the President

All! It was wonderful seeing SO MANY familiar faces (I haven't seen in ages) at our April 15 Business Meeting today! We had to keep adding tables and chairs as more members arrived. It was exciting! I know we all agree, it's been way too long without a "normal" Business Meeting! If today's attendance is any indication of what's to come – our May 13 Potluck Business Meeting at Glenburnie Park should be "electrifying!" I can't wait!

Join Us!
Meeting & Potluck!
May 13, 10 a.m.
Glenburnie Park

I have my fingers and toes crossed, and hope with all my optimism, that our Facebook Live Business Meeting Format came to an end on April 15! The attendees had a great time, as evidenced by the deafening sounds of laughter and chatting prior to and after the actual meeting. Unfortunately, there weren't many members watching online and joining in on the fun. I'm not sure why not! Facebook Live has been a means to an end. Hopefully, it was the catalyst to bringing us all back together again.

Cont. on page 2

Good Day from the VP

**Bring Your 2020 Challenge Quilts to the
May 13 Potluck!**

April is half over and everything is starting to ramp up except for Geri's April 22 class on machine paper piecing. It is canceled due to lack of people signing up. ***If you would be willing to deliver a class in May at Sewing on the River, please contact me.***

Cont. on page 3

2021 OFFICERS & COMMITTEE CHAIRS

President: Sandy Drechsler
Vice President/Programs: Jenny Nebe
Treasurer: Jackie Harrison
Secretary: Laura Miller
Block of the Month: Ed Dzobia
Charity Quilts:

- Children—Lorraine Wocel
- Military — Mary Daugherty
- Nursing Home — Jan Penner

Communications:

- Newsletter—Paula Gramley
- Technology/Website/Facebook — Karen Hallquist

Community Education: Sandy Drechsler
Community Relief Fund: Nancy Hausman

- Coastal Woman's Shelter — Nancy Hausman

Community Service: Alvina Diello/Pat Philips
Door Monitoring: Evelyn Bernhardt
Library: Geri Reid
Member at Large/Founding Member: Helen Williams
Member Spotlight: Geri Reid
Membership: Diana Rezab
New Member Mentoring: Cathy Cox
Sunshine: Kay Amend
2021 Spring Retreat: Kathy Farrar/Sandy Drechsler
2021 Fall Retreat: Sandy Smith/Jeanne Batten
2021 Christmas Luncheon: Pat Boni/Mary Phelps
2021 Day of Sharing: Mary Quay
2021-22 Raffle Quilt Construction: Sally Cornford
2021 Raffle Quilt Sales: Mary Yanchok
2022 Quilt Show: Jan Penner/Geri Reid

From the President (continued)

So, if you weren't watching on April 15, I'll fill you in!

- Karen Hallquist, our Technology Chair, is back from her travels and was our videographer for the day. Many thanks to Evelyn Bernhardt for jumping in to video our first three FB Live meetings.
- Eileen Hanson, a former member, passed away recently and her family has donated her Singer 221 Featherweight to the Guild for a fundraiser.
- Emily Lewandowski, Kathy Farrar and myself have been brainstorming ways to shake up "Stitch and Chat" with the goal of getting more members involved. Starting May 20, there will be either an informal quilting or crafting event or a round table discussion for members during the "Stitch and Chat" time slot. The wealth of knowledge and creativity in this Guild is limitless so it's time to share! **The "Stitch and Chat" schedule will be posted on the Website ASAP.**
- Gail Banks has had to step down as Quilt Show Chair for personal reasons. We discussed our options at the April 8 Board Meeting. Jan Penner and Geri Reid eagerly stepped up and agreed to chair our next Quilt Show in 2022! Yeah! (Geri says, "Jan's the Boss!") Jan and Geri will be having a "heart-to-heart" discussion on filling all the posi-

tions for the Quilt Show – big and little. TRQG Quilt Shows are an "ALL Members on Deck" event. It truly takes everyone!

- **The May 13 Business Meeting is also a potluck at Glenburnie Park.** The meeting will begin at 10 a.m. as usual. Jenny Nebe and her program team will be doing the "Challenge" Event – see Jenny's article. Emily Lewandowski and Kay Amend are helping to plan the actual potluck.
 - ♥ Members are asked to bring a dish related to your "heritage" or your favorite comfort food as a kid. AND NO, everyone can't bring PB & J – Kathy! (I'm bringing Brown Sugar Bread!)
 - ♥ We will be sending out directions to the park and there will be signs once you get to the park directing you to the Lions Shelter.
 - ♥ The shelter has electricity. We will have a table for hot food and one for cold. If you are bringing a cold dish, please bring a way to keep it cold.
 - ♥ Bring your folding chairs and be ready to have a great day socializing and catching up!

Until then! — Sandy Drechsler

New Member Tea is May 15

New members and their mentors will be honored at a Spring Tea on May 15 from 1-3 p.m. at Tabernacle Family Life Center. We will need to borrow some teapots and tiered serving pieces from our members which can be dropped off at 11 a.m. on tea party day. We have a wonderful group of members who have volunteered food and time to set up and serve. Don't forget to bring your tea



cup and saucer and wear a festive spring hat! If you can help, please contact Cathy Cox or Carolyn Hansen.

Membership

We have two new members!

Carol Elliot

300 Kite Dr.
Fuquay Varina, NC 27526
919-616-6896
ce1954@aol.com

Jody Henning

P.O. Box 57, Arapahoe, NC 28510
760-616-0503
henning56@gmail.com

—Diana Rezab, Membership Chair



From the VP (continued)

Remember that our May 13 meeting will be the Challenge Quilt judging at the meeting in Glenburnie Park. Those of you that told me you have tables to bring, please bring them.

The challenge quilts include four categories with free motion quilting split into new and experienced. **There will be prizes for the winners** so come show us what you have been working on this last year. To give everyone a chance, please do not bring quilts that have been in the closet for years. **Please write up a brief description of how your quilt fits the category of entry. Only one entry per category.** All who attend will vote.

Thanks for all your help.

—Jenny Nebe

CHALLENGE QUILT CATEGORIES

**You did not have to attend the demonstration
In order to enter your project.**

1. **Strip Piecing** – Based on Sue Kleeman's January 2020 demonstration, presented January 2020. Requirements: one project using strip piecing and a brief written description of how the project meets the challenge.
2. **Crazy Pieced Blocks** – Based on Laura Miller's demonstration, presented January 2020. Requirements: one project using crazy pieced blocks with a written description of how the project meets the challenge.
3. **Free Motion Quilting A & B** – Based on Lynn Peck-Collins' workshop presented February 2020. Requirements: one free motion quilted project and a brief written description of how the project meets the challenge.
 - **3A** challenge is limited to BRAND NEW free motion quilters – those who were brave enough to jump in! This must be your FIRST free motion quilted item.
 - **3B** challenge is for ALL OTHER free motion quilters.
4. **Leaders and Enders** – Based on Jeanne Batten's demonstration presented March 2020. Requirements: one project made using leaders and enders and a brief written description of how the project meets the challenge.
5. **Machine Applique** – Lily Lucier's workshop on this topic had to be canceled but we are offering this as a final category. Requirements: one machine appliqued project and a brief written description of how the project meets the challenge.



Community Relief & Coastal Women's Shelter

TRQG has supported the Coastal Women's Shelter (CWS) for many years through monthly donations of supplies as well as contributions toward the Christmas Angel Fund which purchases gifts for a needy family selected by CWS. Since we have not been together as a large group in many months we are excited about the May 13 meeting Glenburnie Park. **Please bring a monetary donation (cash or check) to support these efforts. Look for the large red basket at the meeting. We will also collect summer activities for children...bring balls, jump ropes, bubbles, art supplies, solo and interactive games, etc. (lots of good items at Ollie's and Dollar General).** Questions? Call me at 252-617-6041. Many thanks for your continued support.

— Nancy Hausman



Granny's Medallion Quilt

By Paula Gramley

Can you imagine one of your quilts being shown and discussed 145 years from now? That's what happened to a beautiful turkey red and white quilt made by Mary Caroline Springs Rhyne (1846-1906), great-grandmother of TRQG member Karen Dodd.

The quilt is an intricate medallion applique, completed with tiny, meticulous stitches. It was documented as part of the 1986 Quilt Project. The person who documented it called it the Plume Circle Applique pattern, and only 23 are known to exist. It was a pattern particular to the Piedmont areas of North and South Carolina. Mary Caroline Springs Rhyne lived in Mt. Holly in Gaston County. She left the quilt to her youngest child, James, who passed it to his daughter (Karen's mother). It now is a prized family possession cared for by Karen's sister, Sarah Langham, who lives in Morehead City.

Medallion quilt blocks were created by folding fabric and cutting out the shape, often from one piece of



Mary Caroline Springs Rhyne,
great-grandmother of TRQG
member Karen Dodd


fabric. The lack of a published pattern designates that the particular medallion Mary Caroline used was an unnamed folk pattern, with all known examples traced back to the Carolinas. The original re-


search document-

ing this pattern was done by the American Quilt Study Group, called *Uncoverings 1987*, by Jan Murphy. The title of the paper is *Design Influences on an Unnamed Regional Pattern*. If you are interested in quilt history, you might want to check out The Quilt Index at www.quiltindex.org. This is a digital repository of thousands of images, stories

and information about quilts and their makers drawn from hundreds of public and private collections around the world.

Karen says that her great-grandmother Mary Caroline's story also documents the very different lives some women lived 150 years ago. She was betrothed at age 14 to an older widower with five children. Her father had significant property, and agreements between the two men and the exchange of dowries sealed Mary Caroline's fate. The agreement included that Mary Caroline would attend three years of finishing school before the marriage took place. Family lore says that Mary Caroline, unhappy about the situation, intentionally gained a great deal of weight, which obliged her new husband to build a new outhouse and purchase a buckboard wagon that would accommodate her. The marriage produced five more children. Mary Caroline was an exceptional quilter. The Plume Circle Applique quilt remains a testament to her skill.





Sunshine Report

Cards were sent to the following people from TRQG:

Sympathy card to Chantal Huestis, who recently traveled to France, where her sister passed away.

A get well card was sent to Barbara Scavuzzo, who had knee replacement surgery.

Thinking-of-you cards were sent to Sally Cornford, for encouragement with medical problems she has encountered, and to Sandy Egolf, with love and prayers for her husband's medical surgery.

We also sent a thank you card to Nancy at Edward Jones Investments, who made a donation of fabric to the guild.

If you know of a TRQG member who is ill or who has suffered a loss, please contact Kay Amend.



The Library is Open!

Inventory and reorganization of the Guild Library is almost complete. Items to be returned should be placed in the plastic container labeled "LIBRARY ITEMS RETURNED HERE." The check in/out box is also located in this container. All you have to do is place them in the container; the library chair/co-chair will return them to the proper space in the bookcase.

The library is a great resource- check it out! There are different lists for the library. They are mounted on one door. One is sorted by AUTHOR the other sorted by TITLE. I originally organized the library by author like a normal library. The current system is cumbersome and due to an unofficial survey it will be reorganized by title. Feel free to use the library during this transition period. I should be there to assist you in finding what you want until the reorganization by title in the bookcase is complete.

— Geri Reid, Library Chair



ACADEMY

**7076 Ramsey St./HWY 401
Fayetteville, NC 28311
(910) 630-3912 Mon- Sat 9 am-5 pm
<https://www.lovingstitches.net>**

CREATIVE QUILTING



Learn free-motion quilting, rulerwork, couching, and other creative techniques in this special course guided by BERNINA quilting experts.

ENROLL TODAY!

Bernina Creative Quilting Event!

Join Betsy Carlson from Bernina
April 24th, 9:30-12:30 or 1:30-4:30
Class sizes limited; call to enroll.

Exclusively at our store!

Not intended for current B770 or longarm owners. Class fee \$50; refundable with machine purchase.

Check Out Our BIG, Beautiful Newsletter for April, May & June at our website or pick one up at our store. See all the great classes, events & sales we have planned for you this quarter!

***Best Prices!
Best Selection!
Best Service!
For 25 Years!***

made to create **BERNINA**

Military Quilts

I was able to get a corrected mailing address and a box of 19 quilts is in transit to the USO in Germany. Arrangements will be made to take the remainder of the donated quilts, lap robes, fidget quilts and bibs to the VA Rehab and Nursing Facility in Kinston. They are not allowing us to tour or visit yet, but I will let you know when we can visit again.

Thank you to those of you who have made donations recently: Becky Barnes (two), Emily Lewandowski (two), Pat Krueger (one), Lorraine Wocel (one) and Alvina Diello (one). All are appreciated and will be shared with our service members in need.

I will not be able to attend the May 2021 meeting, but you can give your donation to my alternate, Mary Phelps. Or you may let me know by phone or text when I can meet you to pick them up.

—Mary Daugherty

Children's Quilts

I want to thank Karen Dodd especially for taking 5 quilts that she made to one of her favorite charities Peace Counseling Center on Trent Road.

From this week's meeting I received 10 quilts from the following: Ruth Powers 3, Mary Quay 4 and Pat Phillips 3. I also received 9 pillow cases I believe from Mary Quay.

Many thanks, Lorraine Wocel

PS If you need labels, please e-mail me and I will send them out.

Charity Quilts



Nursing Home Quilts

I delivered quilts and adult bibs to Bayview Nursing Home, Courtyard at Berne Village and Home Place on April 8, 2021.

On April 15 I received nine more quilts and four fidget quilts. Donating were Karen Hallquist (one), Jenny Nebe (three), Ruth Powers (three), and Emily Lewandowski (two quilts and four fidgets).

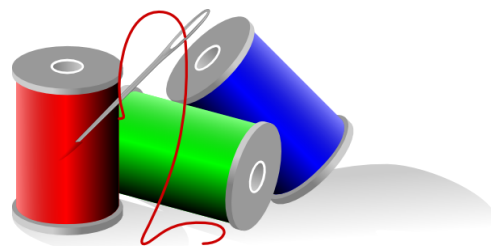
Jenny Nebe turned in five adult bibs at our April board meeting.

Thank you, thank you, thank you! Our donations are appreciated by the nursing homes.

Love 'n hugs,
Jan Penner

Kitty Pillows Project Suspended

Because Colonial Capital Humane Society is no longer accepting pillows for use in the kitty shelter, TRQG will stop collecting member-made pillow for the shelter. If you would still like to make pillows, you may take them to the Humane Society flea market on Trent Road, where they will be sold to the public (proceeds support the shelter). Our thanks to Ruth Powers for all her efforts in the past on this project!



Coming Soon...Pattern for Adult Bibs

Recent donations of adult bibs to the nursing homes have been much appreciated (especially those suitable for men). We made a number of them at the recent spring retreat.

The pattern we are using is simple to make and we are creating the directions for everyone to use. If you want to look for suitable fabrics, the pattern calls for one yard of fabric for the front, one yard for the back, a half yard for the pocket and some Velcro. You can also use fabric that has been donated to TRQG. Look for more information on this in the near future!

THE Member SPOTLIGHT

By Geri Reid

PAULA GRAMLEY

Paula retired to New Bern from Lincoln, Ill., in January 2020. She and her husband visited New Bern several times before deciding to move here. She found our guild through its website. "Also, during a visit to New Bern in 2018, I bought tickets for the raffle quilt from two very friendly ladies at the farmer's market. They immediately invited me to join the guild when I moved."




Although she loves quilts, Paula has not yet made very many, hoping to get more serious about quilting in retirement. She has a sewing room, fabric and books, and watches YouTube quilting videos. She has visited Missouri Star quilt shops and Paducah. She has more UFO's than completed quilts but is eager to learn more and put her book knowledge to practice. Her main sewing machine is a Brother 1500 straight stitch, and she has several other machines, including nine vintage and antique Singers. She is starting to use her aunt's beloved Singer 301 from the 1950s. During the past year, she also started an online drawing course and is experimenting with watercolors. Her other new hobby is using a large water gun to chase geese from her backyard.

Paula said she has written more newsletters, both professionally and as a volunteer, than she has made quilts. When the guild newsletter editor position became vacant, she volunteered. She says it's never too early to send articles for the upcoming newsletter. She starts editing the text as she receives it, although final layout has to wait until all the information is in because it is a bit like a jigsaw puzzle to fit a page together. If you haven't met her, it's because she only attended two meetings before COVID shut things down. She looks forward to learning about TRQG and meeting more of you!

PAT KRUGER

You might be surprised what 91-years-young Pat Kruger has done, and is still capable of doing. She's sandblasted using a 5,000-pound air compressor, she's plowed fields, churned milk (but never milked the cow), upholstered and refinished furniture, and carved wood, but didn't start quilting until her 60s. Pat was born and raised in Buffalo, NY. She married young to a widower and became a widow herself at age 25. Together they had four children to add to his three. She attributes her many skills to living on a farm.



Pat's first quilt was a log cabin with celestial blues and stars. She's made lots of quilts for family (nine children, nine grandchildren, six great-grandchildren), friends, and charity. She currently has a spare bathtub filled with quilts! Pat's creations are mainly art quilts or made from scraps. "The Three Little Fishes" hung in the History Center and then was selected for a New Bern banner. Another is a beautiful applique quilt with a center flower basket surrounded by eight borders containing more appliqued leaves, flowers in baskets, etc. Perfect points are not her strong point. She concentrates on completion rather than perfection in building her quilts.

Pat volunteers routinely at Knights of Columbus yard sales, cleans headstones at the re-located black cemetery, and paints fire hydrants. Using her woodworking and upholstery skills, she takes in broken furniture, repairs it, and donates it back to the charity organization for raffle, auction, or simply re-sale. A chair she repaired brought in \$600 for the charity. She gave an elf village she made to the New Bern Public Library Children's section. She recently built a small greenhouse and bench in her garage, and also does yard work (including pulling weeds), dog sits, and does decorative painting. Pat ends by saying, "If I don't have anything else to do, I quilt."



At the April 15 guild meeting, Pat modeled a beautiful applique jacket she created.



Glad Press'n Seal

My quilting friends tell me I should buy stock in Glad –products because I use so much of it. Glad Press'n Seal is found in the paper department of your favorite grocery store. It comes in a box like waxed paper. I use it every time I'm designing a free motion/ ruler quilting design for my quilts. I rip off a piece to fit a block or section in my quilt and then audition several designs on the plastic like film with Frixion marking pens. The thin film adheres to the quilt without leaving a discernible sticky residue. When I find one, I like, I take it off the quilt and adhere it to the

wall and use it as a reference as I quilt using my sit down longarm Baby Lock Regent sewing machine.

When I was first learning how to free motion quilt, I built a king-size quilt made up of 12 different border and complex quilting designs. I designed a different quilt motif for each border and left the press n seal on the quilt and sewed through it like a stencil with a very small running stitch (like you would use if you were sewing through freezer paper). Unlike freezer paper though, you can see through the clear film. When finished I removed the film. The quilt was used by "Promise Place" as their Raffle Quilt to raise money for sexually abused children.

—Submitted by Geri Reid

YARDAGE CHART

YARD		INCHES
1/8	=	4 ½"
1/4	=	9"
1/3	=	12"
3/8	=	13 ½"
1/2	=	18"
5/8	=	22 ½"
2/3	=	24"
3/4	=	27"
7/8	=	31 ½"
1	=	36"



I am selling a Baby Lock Presto II that I purchased at

Sewing on the River. It has only been used a few times for retreats. Cost is \$600. I am also selling a large (18x24) Baby Lock extensions table for \$100. Contact Diana Rezab at 617-3819 or drezab@yahoo.com.

Sorry Ted. It says right here: Using her fabric scissors for cutting paper IS grounds for divorce.




someecards
user card



RED, WHITE & BLUE Block of the Month

Our next Block of the Month will be the **Jack-in-the-Box block**. We will be doing the next several BOMs in any combination of red, white and blue fabric. All will be 12-inch finished blocks (12.5 inches unfinished).



We are using the directions from the Patchwork Square website (www.patchworksquare.com). **Please note: if you do a search for “Jack-in-the-Box” quilt, there are other blocks that also have that name but use a different layout. We are specifically using the pattern found here: www.patchworksquare.com/mf/jack-in-the-box-quilt-block.pdf.** Select the 12-inch block directions (12.5 inches unfinished).

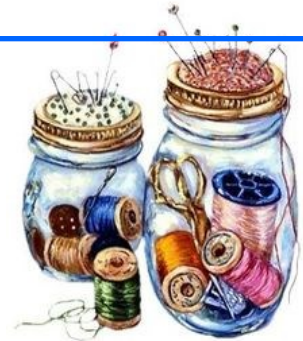
Guidelines:

- Use any combination of red, white and blue.
- We suggest you make either two or three of the blocks.
- Once we can resume meetings in person, we will collect two of your blocks.
- One will be collected for a drawing for all participants to win that group of blocks.
- One block will be collected as material for future charity quilts for children or nursing homes.
- If you make a third block, keep it for your a sampler quilt!

Collecting the Black, White & Bright BOMs

If you made any of the three previous Black, White & Bright BOMs listed in the newsletter, **please bring them to the JUNE meeting.**

- We will collect two of the blocks.
- One set of the blocks for each pattern will be raffled to participants who made that block.
- The other collected blocks will be used for charity quilts.



Twin Rivers Quilter's Guild


Regular meetings are held at Tabernacle Baptist Church, 616 Broad Street in New Bern.

Monthly Board Meetings begin at 9:30 a.m. on designated dates for all officers and committee chairs (meeting is open to all members). The door is open at 9.

Monthly Business Meetings begin at 10 a.m. on designated dates (open to all members and visitors); the door is open at 9. We recommend you arrive no later than 9:30 to sign up for events, turn in donations, etc.

- Annual Dues: \$30
- Member-led demonstrations and workshops: Free, open for members
- Professional Teacher Workshops: \$10 for half-day; \$20 for full day (nonrefundable, due at sign up), open for members

REMINDER: The official TRQG nametag



must be worn to all meetings at Tabernacle Baptist Church to maintain building security for the church's preschool and other programs.

Members should enter through our designated door, where a door monitor will let you in. **The doors will be monitored:**

- 9-10 a.m. on Business Meeting Thursdays
- 9-9:30 a.m. on other Thursday meeting dates
- If you arrive late you will need to call a friend or Evelyn Bernhardt (252-725-0273) to get someone to open the door.

May 2021



ADDITIONAL DATES

June 3, Board Meeting, Stitch & Chat

June 24, Stitch & Chat

Week of June 6: Due to Vacation Bible School, Tabernacle Church will be unavailable for TRQG use, so DATE & LOCATION of the June Business Meeting to be announced

No board meetings or business meeting in July

SUN	MON	TUES	WED	THURS	FRI	SAT
25 April	26 April	27 April	28 April	29 April 9:30 Stitch & Chat	30 April	1 Kentucky Derby
2	3	4 National Teacher Appreciation Day	5	6 9:30 Board Meeting @ Church 9:30 Stitch & Chat National Nurses' Day	7 National Military Spouse Appreciation Day	8
9 Happy Mother's Day	10	11	12 	13 10:00 Business Meeting & Potluck, Glenburnie Park, Lions Shelter	14 	15 1 p.m. New Member Tea Tabernacle Family Life Center
16	17	18 National No Dirty Dishes Day	19	20 9:30 Stitch & Chat with roundtable discussion	21	22
23	24	25	26	27 9:30 Stitch & Chat with roundtable discussion	28	29
30	31 memorial DAY	1 June	2 June	3 June 9:30 Board Meeting @ Church 9:30 Stitch & Chat	4 June	5 June